Minicolumns

Description



IK09

Ref. 83282 | 83281 | 83283

Enables the placement of all the interconnection points (energy and communication) next to the workstation.

Applicable with **MEC Q45** devices.

Mounting Diagram

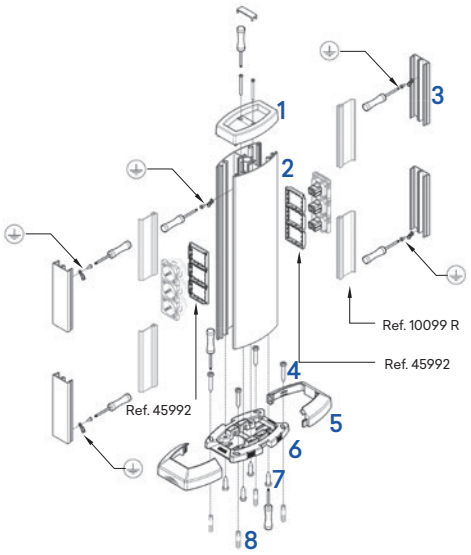

1 - Top for Minicolumn (**Ref. 83290 A**).

2 - Minicolumn Profile (**Ref. 83253**).

3 - Cover of Minicolumn (**Ref. 83233**).

4 - Screws to fix base of Minicolumn to the ground.

5 - Frame of Minicolumn.

6 - Base of Minicolumn (**Ref. 83251 A**).

7 - Screws to fix Minicolumn to the base.

8 - Plastic fittings.

Ref. 83251 A - Mounting Diagram

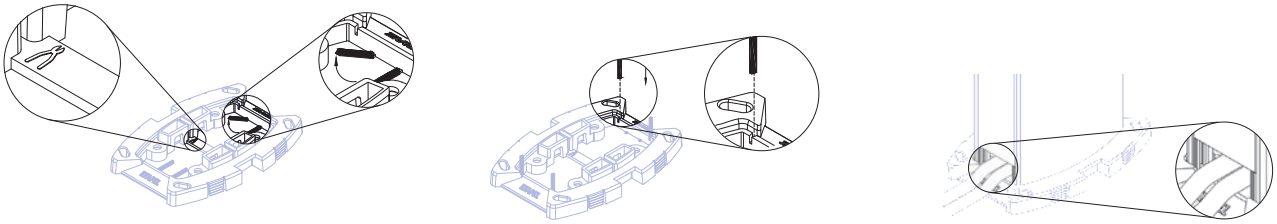

Ref. 83220 - Mounting Diagram

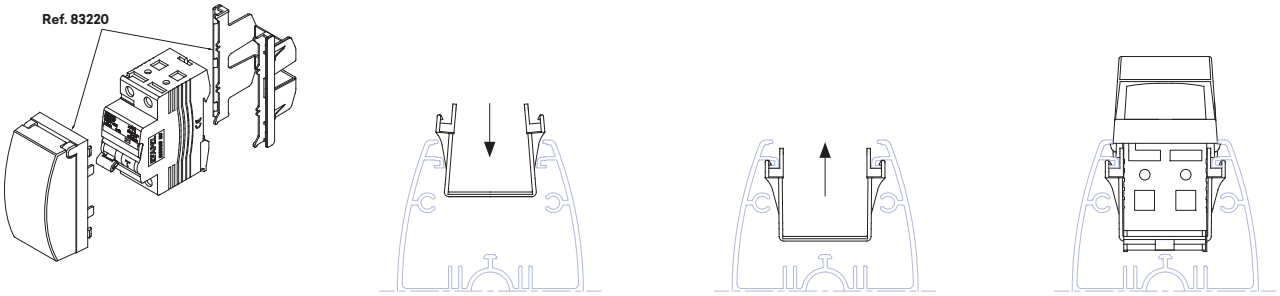

Minicolumns

Dimensions (mm)

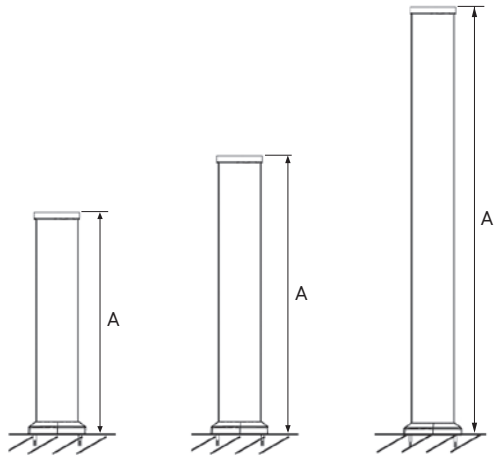

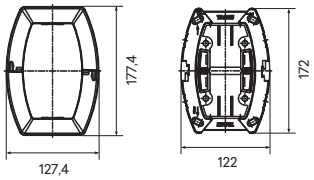

Reference	A
83282 (12+12 Modules)	340 mm
83281 (18+18 Modules)	480 mm
83283 (28+28 Modules)	710 mm

Ref. 45992 - Mounting Diagram

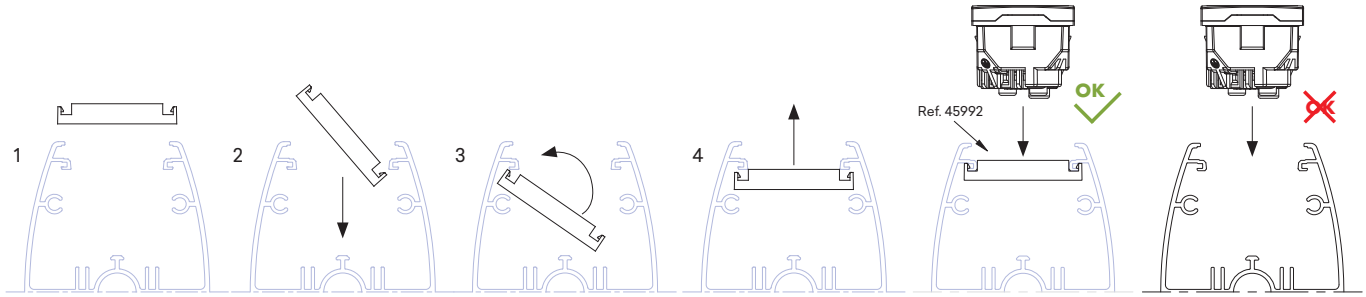

Maximum Section

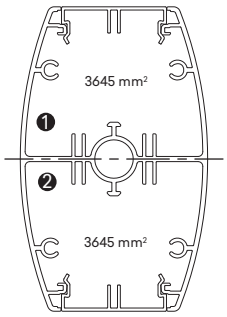

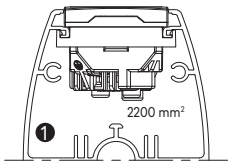

Refs. 83282, 83281, 83283
+ 45132 S

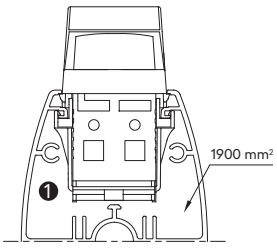

Refs. 83282, 83281, 83283
+ 55316 6BY

Maximum Diameter Available (mm)

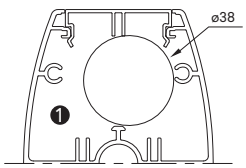

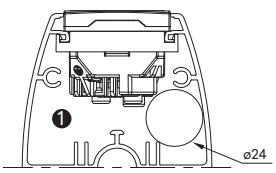

Refs. 83282, 83281, 83283
+ 45132 S

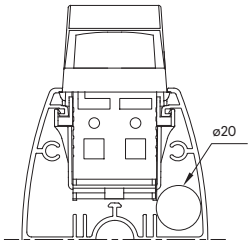

Refs. 83282, 83281, 83283
+ 55316 6BY