Mini Cable

IP44 RoHS

W x H (mm)	Profile	Ref.	Trunkings Characteristics				Insulated Cables Capacity				
			Internal Dim.	Length	Internal Section (S)	Available Section (Su)	Max ø Available	Max. Nr. Conductors H07 V-U			
			(mm)	(m)	(mm²)	(S/1,4) (mm²)	(mm)	1,5 mm²	2,5 mm²	4 mm²	6 mm²
12 x 7		10010 CBR 10010 FBR	10x5	2,10	61	44	5	5	4	3	2
16 x 10		10020 CBR 10020 FBR	14x8	2,10	121	86	8	11	7	6	4
20 x 12,5		10030 CBR 10030 FBR 10030 HBR	18x10	2,10	182	130	10	16	11	9	6
25 x 16		10450 CBR 10450 FBR	23x14	2,10	290	207	14	25	18	14	11
32 x 12,5		10410 CBR 10410 FBR 10410 HBR	30x10	2,10	1 145 2 145	104 104	10 10	13 13	9 9	7 7	5 5
		10400 CBR 10400 FBR 10400 HBR			310	221	10	28	18	15	11
32 x 16		10040 CBR 10040 FBR 10040 HBR	30x14	2,10	401	286	14	36	25	20	15
40 x 12,5	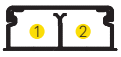	10050 CBR 10050 FBR 10050 HBR	38x9	2,10	1 179 2 179	128 128	9 9	16 16	11 11	9 9	6 6
		10150 CBR 10150 FBR			394	282	9	36	24	19	14
40 x 16	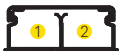	10060 CBR 10060 FBR 10060 HBR	38x14	2,10	1 232 2 232	166 166	14 14	21 21	14 14	11 11	8 8
		10160 CBR 10160 FBR			514	368	14	47	32	25	19
40 x 25		10480 CBR	37x22	2,10	805	575	22	71	50	39	30
50 x 20		10500 CBR 10500 HBR	47x17	2,10	836	597	17	75	50	40	30
	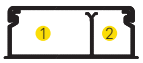	10510 CBR			1 553 2 256	395 183	17 17	49 23	33 15	26 12	20 9
	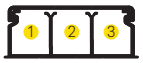	10520 CBR			1 256 2 270 3 256	183 193 183	17 17 17	23 24 23	15 16 15	12 13 12	9 10 9
60 x 16	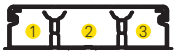	10070 CBR	57x14	2,10	1 228 2 246 3 228	163 176 163	14 14 14	20 22 20	14 15 14	11 12 11	8 9 8
		10170 CBR			787	563	14	72	48	39	29
75 x 20	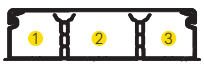	10140 CBR	72x18	2,10	1 325 2 463 3 325	232 331 232	17 17 17	29 42 29	20 28 20	16 23 16	12 17 12

CBR - Complete White; **FBR** - Adhesive White Complete; **HBR** - White Complete Halogen Free.

Halogen Free

L45 Cover - Snap-ON

IP44 RoHS

W x H (mm)	Profile	Ref.	Trunkings Characteristics				Insulated Cables Capacity				
			Internal Dim.	Length	Internal Section (S)	Available Section (Su)	Max ø Available	Max. Nr. Conductors H07 V-U			
			(mm)	(m)	(mm²)	(S/1,4) (mm²)	(mm)	1,5 mm²	2,5 mm²	4 mm²	6 mm²
100 x 50		11020 CBR	96x47	2,00	2155	1539	32	191	135	106	81
	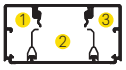				1 493 2 1058 3 493	352 756 352	20 32 20	43 94 43	31 66 31	24 52 24	18 40 18
155 x 50	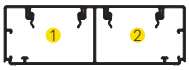	11030 CBR	75x47 75x47	2,00	1 1672 2 1672	1194 1194	32 32	148 148	105 105	82 82	63 63
	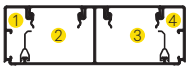				1 357 2 1259 3 1259 4 357	255 899 899 255	16 32 32 16	31 111 111 31	22 79 79 22	17 61 61 17	13 47 47 13
190 x 50	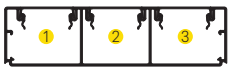	11040 CBR	63x47 57x47 63x47	2,00	1 1325 2 1214 3 1325	946 867 946	32 32 32	117 107 117	83 76 83	65 59 65	50 46 50

CBR - Complete White.

Note: 45 mm (L45) wide cover.

L75 Cover - Universal

IP44 RoHS

W x H (mm)	Profile	Ref.	Internal Dim. (mm)	Length (m)	Internal Section (S) (mm²)	Available Section (Su) (S/1,4) (mm²)	Max ø Available (mm)	Max. Nr. Conductors H07 V-U 1,5 mm²	2,5 mm²	4 mm²	6 mm²
90 x 50	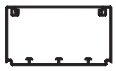	10180 RBR 10180 HBR	86x47	2,00	3909	2792	45	349	233	186	140
	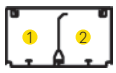	10180 RBR 10180 HBR			① 1890 ② 1890	1350 1350	40 40	169 169	113 113	90 90	68 68
	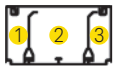	10180 RBR 10180 HBR			① 725 ② 2202 ③ 725	518 1572 518	25 30 25	65 197 65	43 131 43	35 105 35	26 79 26
90 x 50 with Flush Mounting Box		10180 RBR 10180 HBR			2109 **(a)**	1506	—	188	126	100	75
90 x 50 with Semi-flush Mounting Box		10180 RBR 10180 HBR			2686 **(a)**	1918	—	240	160	128	96
180 x 50	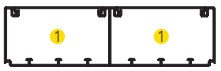	10290 RBR 10290 HBR	87x47 87x47	2,00	① 3960	2829	45	354	236	189	141
	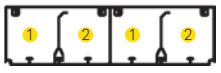	10290 RBR 10290 HBR			① 1946 ② 1885	1390 1347	45 45	174 168	116 112	93 90	70 67
	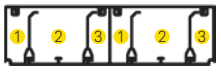	10290 RBR 10290 HBR			① 781 ② 2202 ③ 720	558 1572 514	45 45 45	70 197 64	47 131 43	37 105 34	28 79 26
180 x 50 with Flush Mounting Box		10290 RBR 10290 HBR			① 2160 **(a)**	1543	—	193	129	103	77
180 x 50 with Semi-flush Mounting Box		10290 RBR 10290 HBR			① 2737 **(a)**	1955	—	244	163	130	98

RBR - White Cable Trunking or Accessory; **HBR** - White Complete Halogen Free.
(a) - Section available with the largest mechanisms installed.
Note: 75 mm (L75) wide cover.

Halogen Free

L75 Cover - Universal

IP44 RoHS

W x H (mm)	Profile	Ref.	Trunkings Characteristics				Insulated Cables Capacity				
			Internal Dim.	Length	Internal Section (S)	Available Section (Su)	Max ø Available	Max. Nr. Conductors H07 V-U			
			(mm)	(m)	(mm²)	(S/1,4) (mm²)	(mm)	1,5 mm²	2,5 mm²	4 mm²	6 mm²
110 x 34		10080 RBR 10080 HBR	106x31	2,00	3115	2225	28	283	192	154	115
		10080 RBR 10080 HBR			① 896 ② 1148 ③ 896	640 820 640	24 27 24	81 104 81	55 71 55	44 57 44	33 42 33
110 x 34 with Flush Mounting Box		10080 RBR 10080 HBR			1315 **(a)**	969	–	119	81	65	48
110 x 34 with Semi-flush Mounting Box		10080 RBR 10080 HBR			1892 **(a)**	1351	–	172	116	93	69
110 x 50	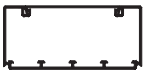	10090 RBR 10090 HBR	106x47	2,00	4834	3453	43	434	294	235	176
	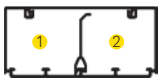	10090 RBR 10090 HBR			① 2353 ② 2353	1680 1680	41 41	214 210	145 142	116 114	86 85
	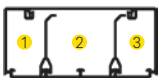	10090 RBR 10090 HBR			① 1188 ② 2202 ③ 1188	848 1572 848	31 38 31	126 161 126	86 109 86	69 87 69	51 65 51
110 x 50 with Flush Mounting Box		10090 RBR 10090 HBR			3034 **(a)**	2167	–	270	183	146	109
110 x 50 with Semi-flush Mounting Box		10090 RBR 10090 HBR			3611 **(a)**	2579	–	322	219	175	130

RBR - White Cable Trunking or Accessory; **HBR** - White Complete Halogen Free.
(a) - Section available with the largest mechanisms installed.
Note: 75 mm (L75) wide cover.

Halogen Free